



CEU

Colegio San Pablo

Montepríncipe

BOOKLET

(Surprise 3)

2º Primaria

Student:

Group 2º

Modern Languages Department

I Can Read!



◆ Write a word or number in *frase* each sentence.

1. My name is _____

2. I am _____ years old.


3. I have _____ brothers.

4. I have _____ sisters.

5. I can _____ this book!





◆ Draw a picture of your family.





STARTER

Starter Hello Granny

Write.



a three b _____ c _____ d _____ e _____



f _____ g _____ h _____ i _____ j _____


four seven ten five one nine six ~~three~~ eight two

Write.

1 grandad

2 _____

3 _____



4 _____

5 _____

6 _____

7 _____

retsis yhrgan umm yabb add ~~adarg~~ erthorb

	Write the word	Write the numeral
0. Zero		
1. One		
2. Two		
3. Three		
4. Four		
5. Five		
6. Six		
7. Seven		
8. Eight		
9. Nine		
10. Ten		
11. Eleven		
12. Twelve		

Hello Granny

Write and match.

eleven _____

t _____

t _____

e _____

t _____

a 14

b 12

c 11

d 15

e 13

f 20

g 17

h 18

i 16

j 19

e _____




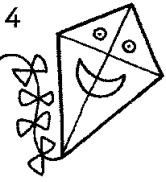


e _____




e _____

t _____

fourteen	eleven	nineteen	seventeen	twenty
eighteen	twelve	fifteen	sixteen	thirteen

Write.

1  2  3  4  5  6 

7  8  9 

1 b o t t

2 k

3 p

5 c

6 d

7


8 b

9 d

kite	bike	ball	phone	car	doll	book	drum	dog
------	------	------	-------	-----	------	------	------	-----


Hello Granny

Colour.



- | | | | | |
|-----------|------------|------------|------------|-----------|
| 1 = red | 2 = yellow | 3 = blue | 4 = green | 5 = black |
| 6 = brown | 7 = white | 8 = purple | 9 = orange | 10 = pink |

Colour. Write.



1 It's a _____
 It's _____

2 It's a _____
 It's _____

3 _____

Trace and write.

1 one

2 two

3 three

4 four

5 five

6 six

7 seven

8 eight


9 nine

10 ten

Color Words



brown



blue



red



green



yellow



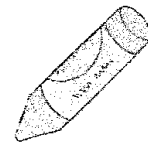
orange



Write the color word that fits each shape.



Use your favorite color to draw a picture.



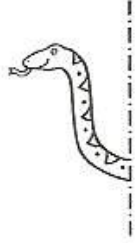
UNIT 1: IN THE JUNGLE

VOCABULARY

Snake	Serpiente	Leaves	Hojas
crocodile	Cocodrilo	Plants	Plantas
Monkey	Mono	Rocks	Rocas
Zebra	Zebra	Grass	Césped, hierba
Parrot	Loro	Tree	Árbol
Elephant	Elefante	River	Río
Lion	León	Flowers	flores
Giraffe	Jirafa	What's this? = ¿Qué es esto?	
Butterfly	Mariposa	It's a plant = Es una planta	
Lizard	Lagarto	Is it a lion? = ¿Es un león? Yes / No	
Frog	Rana	Where's the elephant? = ¿Dónde está el elefante?	
Birds	Pájaros	In the grass = en el césped	
An elephant / a snake			

1 In the jungle

Draw and write.



1 snake



2 _____



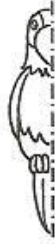
3 _____



4 _____



5 _____



6 _____



7 _____



8 _____

Look → ↓. Circle and write.

1 crocodile

2 _____

3 _____

4 _____

c	r	o	c	o	d	i	l	e
b	z	t	l	g	p	q	z	l
o	e	g	i	r	a	f	f	e
l	b	e	o	s	r	g	i	p
y	r	r	n	n	r	r	b	h
s	a	r	p	a	o	i	m	a
b	d	k	a	k	t	e	s	n
m	o	n	k	e	y	j	p	t

5 _____

6 _____

7 _____

8 _____

1

In the jungle

Find and write.




Write.



1	What's this? _____		It's a snake. _____
2	_____		_____
3	_____		_____
4	_____		_____

1

In the jungle



SURPRISE 3. IN THE JUNGLE.

1. Escribe las palabras debajo de los dibujos.







2. Contesta a las preguntas.



What's this?



What's this?



What's this?



What's this?



What's this?



What's this?




Is it a crocodile?



Is it a frog?

3. Contesta a las preguntas.



Where is the snake? _____

Where is the lion? _____

Where is the zebra? _____

4. Escribe preguntas para las siguientes respuestas.

_____ ? It's a parrot.

_____ ? It's green and red.


_____ ? In the tree.

Unit 1 Test


Name _____

Date _____

Listen and put a tick ✓ or a cross X. **CD 2 58**




1




2



3




4




5

Read and colour.

- 1 It's a green crocodile.
- 2 It's a grey elephant.
- 3 It's a yellow lion.
- 4 It's a brown monkey.



Look and write.



Where's the animal?

- | | |
|----------------|----------------|
| 1 In the _____ | 4 In the _____ |
| 2 In the _____ | 5 In the _____ |
| 3 In the _____ | 6 In the _____ |

UNIT 2: WIZARD SCHOOL

Vocabulary

A book	Un libro
A ruler	Una regla
A pen	Un bolígrafo
A sharpener	Un sacapuntas
A rubber	Una goma
A pencil case	Un estuche
A felt-tip	Un rotulador
A pencil	Un lápiz
Classroom	Clase
Toilet	Baño
Library	Biblioteca
Dining room	Comedor
Playground	Patio
Garden	Jardín

I've got a ruler = Tengo una regla

Have you got a pencil? = ¿Tienes un lápiz?

Yes, I have. = Sí, tengo.

No, I haven't = No, no tengo

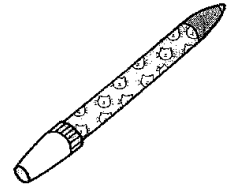
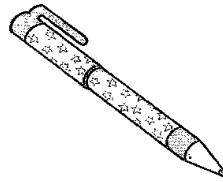

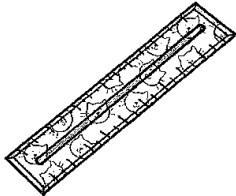
Las palabras subrayadas se pueden sustituir por otros nombres: rubber, pencil case...

2

Wizard school

Write.

k o o b c i l p e n e s a c e n p n e r e a r p s h b u r b e r l i p c e n t e l f - p i t t u r e r

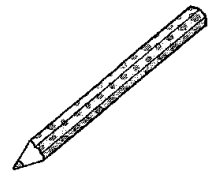
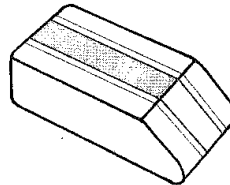
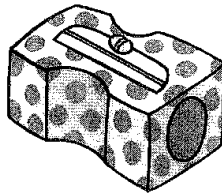
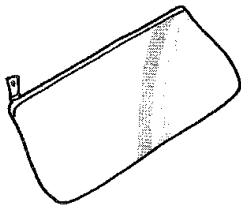


1 *rubber*

2

3

4



5

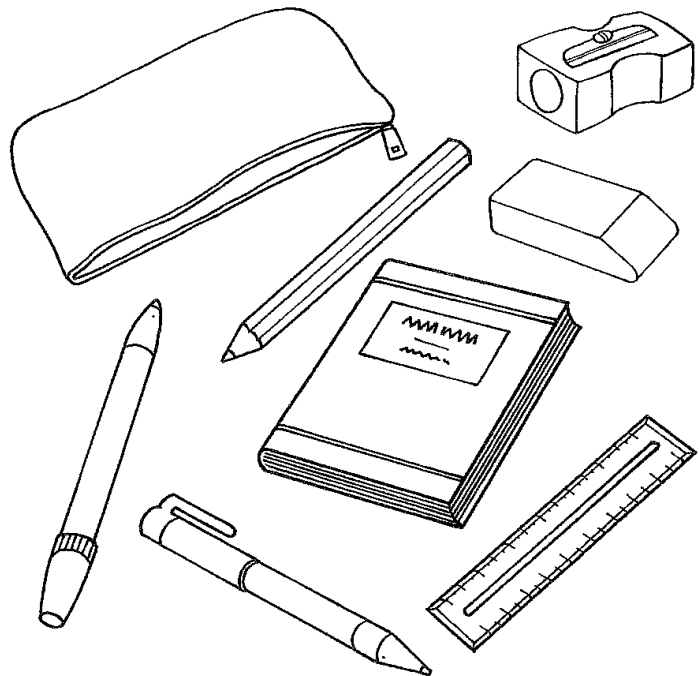
6

7

8



Read and colour.

- 1 It's a rubber. It's white.
- 2 It's a sharpener. It's green.
- 3 It's a felt-tip. It's red.
- 4 It's a pen. It's black.
- 5 It's a pencil. It's purple.
- 6 It's a pencil case. It's blue.
- 7 It's a ruler. It's yellow.
- 8 It's a book. It's pink and blue.

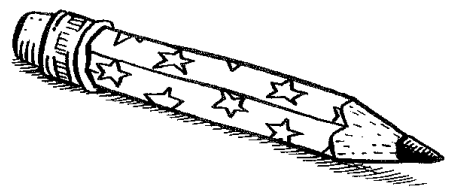


2


Wizard school




pen




pencil




book



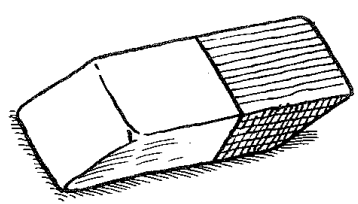
ruler




pencil case



sharpener



rubber




felt-tip

2

Wizard school

Write.



1 I've got a ruler.

2 _____



3 _____

4 _____



Read and put a tick ✓ or a cross X. Write.

		X	X
		✓	✓
		✓	X
		X	✓
		X	X
		✓	X
		X	✓
		✓	✓

1



I've got a ruler and a pen.
I've got a felt-tip
and a pencil case.

2



I've got

3



UNIT 3: ACTIVITY CAMP

VOCABULARY

Skate	Patinar
Play tennis	Jugar al tenis
Ride a bike	Montar en bici
Ski	Esquiar
Dance	Bailar
Play football	Jugar al fútbol
Swim	Nadar
Run	Correr
Violin	Violín
Trumpet	Trompeta
Piano	Piano
Guitar	Guitarra
Recorder	Flauta
Drums	Tambores

I can dance = Yo sé bailar

I can't ride a bike = No sé montar en bici.

Can you ski? = ¿Sabes esquiar?

Yes, I can = Sí, yo sé. / No, I can't = No, no sé.

He can play football = Él sabe jugar al fútbol.


He can't ski = Él no sabe esquiar.

Can she skate? = ¿Sabe ella patinar?






Yes, she can = Sí, ella sabe. / No, she can't = No, ella no sabe.

1. Escribe el nombre de los siguientes deportes.





2. Fíjate en la tabla y escribe frases sobre lo que **ella** sabe o no sabe hacer y sobre lo que **él** sabe o no sabe hacer.

			
	✓	✗	✗
	✗	✓	✗

1. _____

2. _____

3. _____

4. _____

5. _____

3

Activity camp

Write and match.

- 1

e_tksa

skate
- 2

yalp_tfoollab

- 3

u_rn

- 4

m^wis

- 5

aylp_sjnn^et

- 6

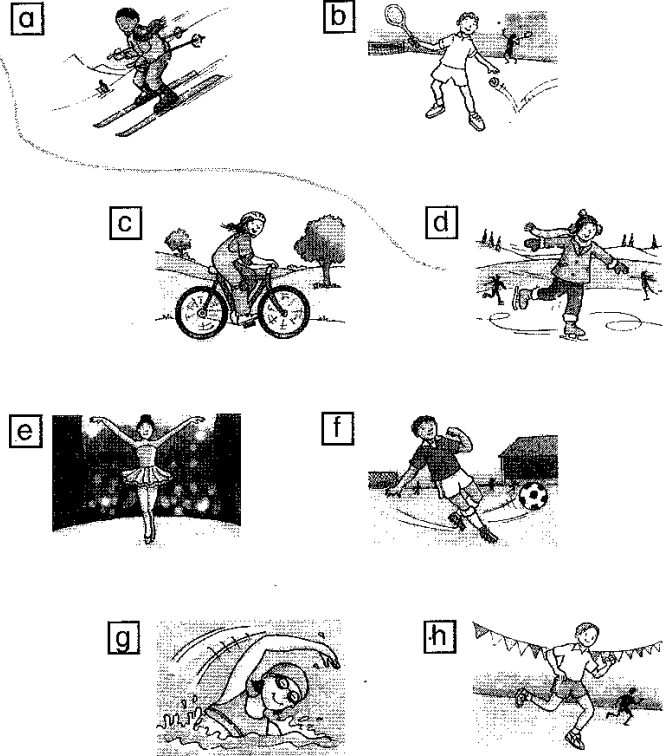
dejr_a keb_i

- 7

i_sk

- 8

a^dcne




Write.

- | | | | | | | | | | | | | | | | | | | | | | | | | | | | | | | | | | | | | | | | | | | | | | | | | | | | | | | | | | | |
|--|---|---|---|---|---|---|--|--|--|--|--|--|--|--|--|--|--|---|--|--|--|--|--|--|--|--|--|--|---|--|--|--|--|--|--|--|--|--|--|--|--|--|---|---|--|--|--|--|---|--|--|---|--|--|---|--|--|--|
| <ol style="list-style-type: none"> 1 <table border="1" style="display: inline-table; vertical-align: middle;"><tr><td>s</td><td>k</td><td>a</td><td>t</td><td>e</td></tr></table> 2 <table border="1" style="display: inline-table; vertical-align: middle;"><tr><td>p</td><td></td><td></td><td></td></tr><tr><td></td><td></td><td></td><td></td><td></td><td></td><td></td><td></td></tr></table> 3 <table border="1" style="display: inline-table; vertical-align: middle;"><tr><td>r</td><td></td><td></td><td></td></tr><tr><td></td><td style="background-color: black;"></td><td></td><td></td><td></td><td></td><td></td></tr></table> 4 <table border="1" style="display: inline-table; vertical-align: middle;"><tr><td>p</td><td></td><td></td><td></td></tr><tr><td></td><td></td><td></td><td></td><td></td><td></td><td></td><td></td><td></td><td></td></tr></table> | s | k | a | t | e | p | | | | | | | | | | | | r | | | | | | | | | | | p | | | | | | | | | | | | | | <ol style="list-style-type: none"> 5 <table border="1" style="display: inline-table; vertical-align: middle;"><tr><td>d</td><td></td><td></td><td></td><td></td></tr></table> 6 <table border="1" style="display: inline-table; vertical-align: middle;"><tr><td>s</td><td></td><td></td></tr></table> 7 <table border="1" style="display: inline-table; vertical-align: middle;"><tr><td>r</td><td></td><td></td></tr></table> 8 <table border="1" style="display: inline-table; vertical-align: middle;"><tr><td>s</td><td></td><td></td><td></td></tr></table> | d | | | | | s | | | r | | | s | | | |
| s | k | a | t | e | | | | | | | | | | | | | | | | | | | | | | | | | | | | | | | | | | | | | | | | | | | | | | | | | | | | | | |
| p | | | | | | | | | | | | | | | | | | | | | | | | | | | | | | | | | | | | | | | | | | | | | | | | | | | | | | | | | | |
| | | | | | | | | | | | | | | | | | | | | | | | | | | | | | | | | | | | | | | | | | | | | | | | | | | | | | | | | | | |
| r | | | | | | | | | | | | | | | | | | | | | | | | | | | | | | | | | | | | | | | | | | | | | | | | | | | | | | | | | | |
| | | | | | | | | | | | | | | | | | | | | | | | | | | | | | | | | | | | | | | | | | | | | | | | | | | | | | | | | | | |
| p | | | | | | | | | | | | | | | | | | | | | | | | | | | | | | | | | | | | | | | | | | | | | | | | | | | | | | | | | | |
| | | | | | | | | | | | | | | | | | | | | | | | | | | | | | | | | | | | | | | | | | | | | | | | | | | | | | | | | | | |
| d | | | | | | | | | | | | | | | | | | | | | | | | | | | | | | | | | | | | | | | | | | | | | | | | | | | | | | | | | | |
| s | | | | | | | | | | | | | | | | | | | | | | | | | | | | | | | | | | | | | | | | | | | | | | | | | | | | | | | | | | |
| r | | | | | | | | | | | | | | | | | | | | | | | | | | | | | | | | | | | | | | | | | | | | | | | | | | | | | | | | | | |
| s | | | | | | | | | | | | | | | | | | | | | | | | | | | | | | | | | | | | | | | | | | | | | | | | | | | | | | | | | | |



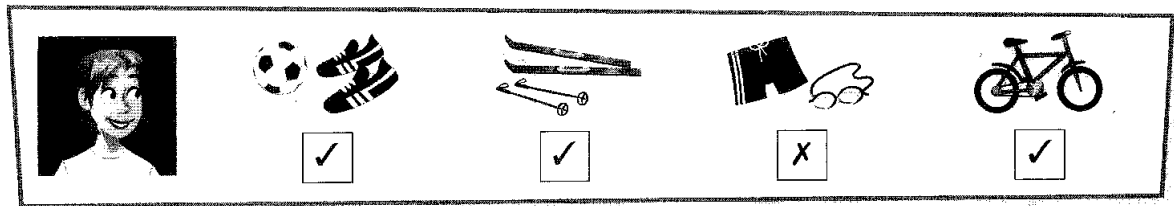
Activity camp

Put a tick ✓ or a X cross. Write.



I can run.
I can't dance.

I can play tennis.
I can skate.



I can play football.

Draw and write about yourself.

Name: _____

I can _____

I can't _____

can


can't


3


Activity camp




















UNIT 4: LUNCH WITH ALIENS

VOCABULARY

food	Comida
Sandwiches	Sandwiches
Tomatoes	Tomates
Bananas	Plátanos
Ice-cream	Helado
Eggs	Huevos
Cheese	Queso
Chocolate	Chocolate
Crisps	Patatas fritas (bolsa)
Chicken	Pollo
Sausages	Salchichas
Chips	Patatas fritas
Salad	Ensalada
Rice	Arroz
Bread	Pan
Lunchbox	Caja de la comida
Space	Espacio
Earth	Tierra
Astronauts	Astronautas
Float	Flotar

I like ... = Me gusta...

I don't like... = No me gusta...

Do you like...? = ¿Te gusta...?

Yes, I do. = Sí, me gusta.

No, I don't = No, no me gusta

What's your favourite food? = ¿Cuál es tu comida favorita?

My favourite food is... = Mi comida favorita es...

I don't know = No lo sé.


Let's try it = Probémoslo

What's this? = ¿Qué es esto?

Is it a ...? = ¿Es un ...?

It's nice = Es agradable. / Está bien.

Write.



1 _____

2 _____

3 _____

4 _____

5 _____

6 _____

7 _____

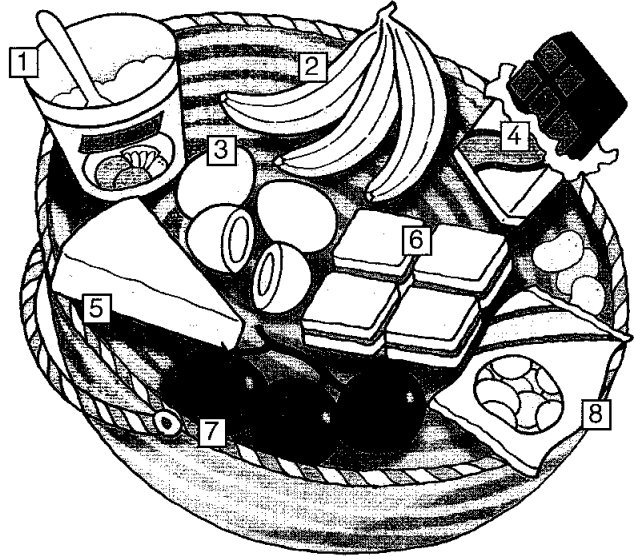
8 _____



Lunch with aliens



Write.

- 1 ice cream
- 2 _____
- 3 _____
- 4 _____
- 5 _____
- 6 _____
- 7 _____
- 8 _____



cheese tomatoes ~~ice cream~~ sandwiches crisps chocolate bananas eggs

Write the differences.



- 1 Two eggs
- 2 _____
- 3 _____

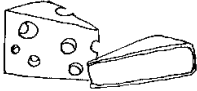


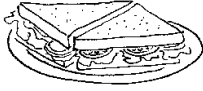




- 4 Four eggs
- 5 _____
- 6 _____

4

Lunch with aliens

Look and write.

😊 = I like ☹️ = I don't like

	a	b	c	d
1				
2				

😊 2a
I like crisps.

☹️ 1b
I don't like ice cream.

☹️ 1c

😊 2d

😊 2b



☹️ 2c

Write about yourself and draw. Match.


1 I like _____



2 I don't like _____



3 I like _____



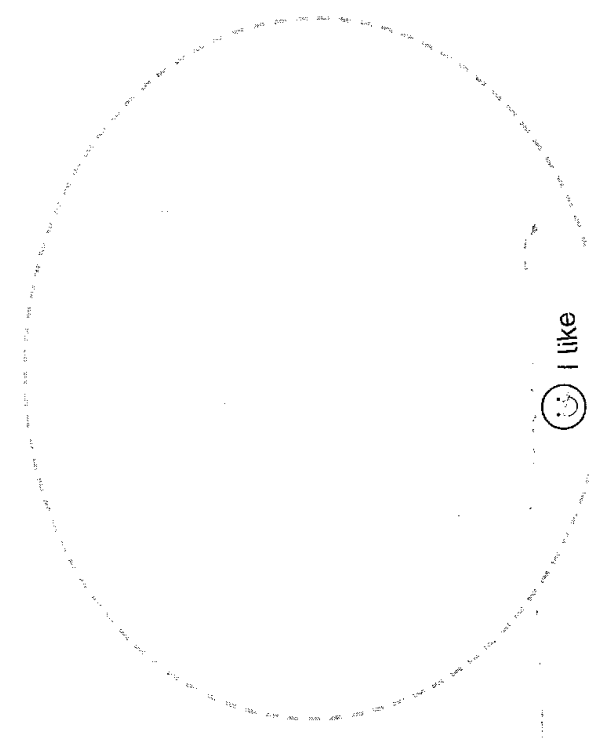
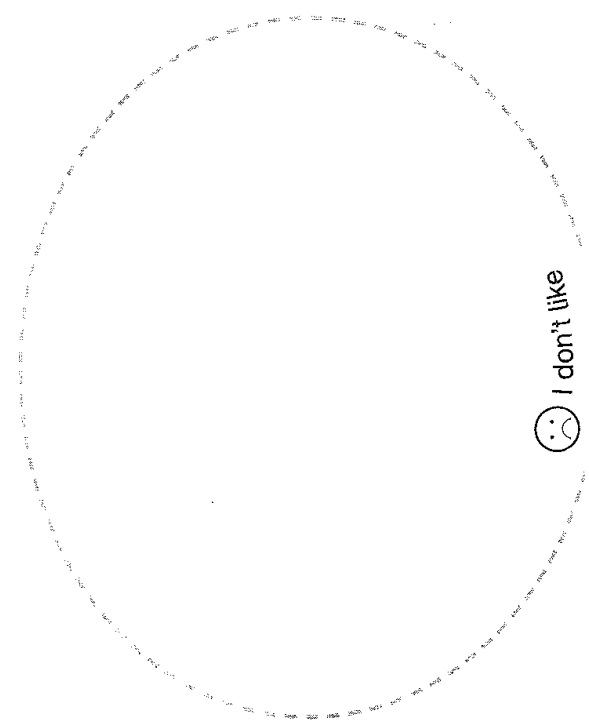
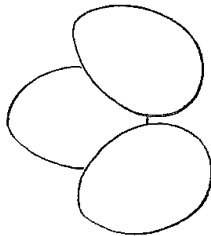

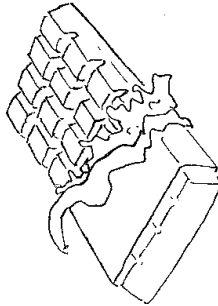
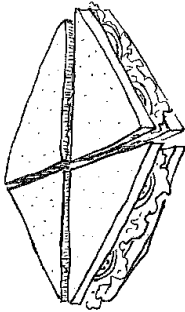

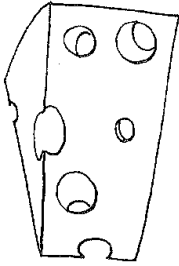
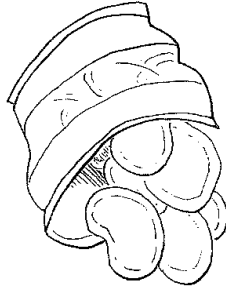
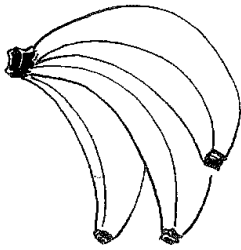
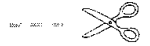
4 I don't like _____

5 I like _____

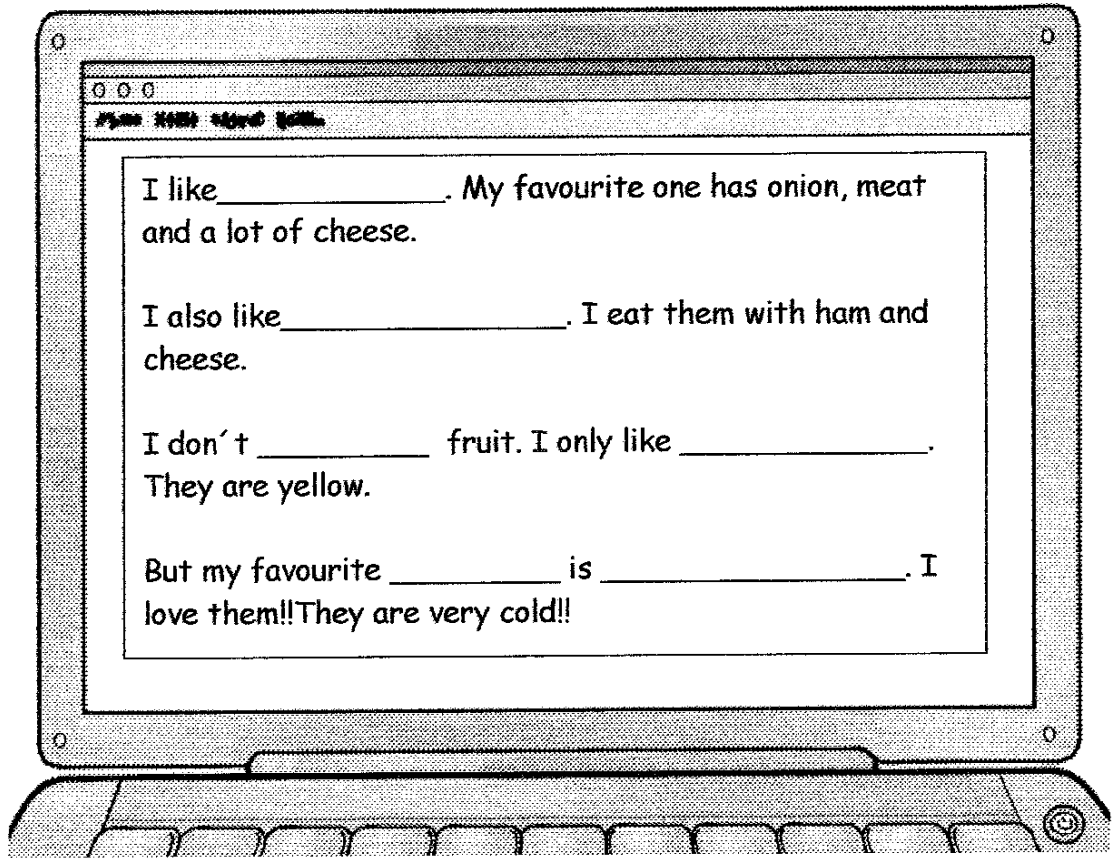
6 I don't like _____

4

Lunch with aliens




Complete.



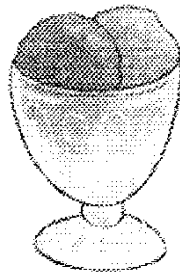
Pizza	ice-cream
Food	like
sandwiches	
	bananas

Find 6 words. Write.


h	i	f	d	y	z	t	a
r	c	k	l	m	s	o	p
t	e	h	q	b	o	m	i
m	c	a	e	r	p	a	z
c	r	m	s	e	a	t	z
x	e	b	a	a	s	o	a
l	a	v	n	d	o	e	a
k	m	j	e	s	i	s	p




1 _____



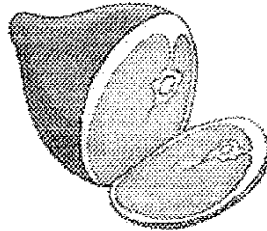
2 _____



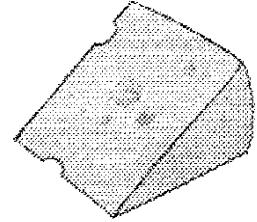
3 _____



4 _____



5 _____



6 _____

UNIT 5: THE ROBBER'S CLOTHES

VOCABULARY

Shoes	Zapatos
Socks	Calcetines
Shirt	Camisa
Skirt	Falda
Trousers	Pantalones
Jumper	Jersey
Dress	Vestido
T-shirt	Camiseta
Cap	Gorra
Gloves	Guantes
Sandals	Sandalias
Swimsuit	Bañador
Hat	Sombrero
Trainers	Deportivas
Sunglasses	Gafas de sol
Shorts	Pantalones cortos
Robber	Ladrón
Diamond	Diamante

He's wearing... = Él lleva puesto...

Is he wearing...? = ¿LLeva él puesto...?

5 The robber's clothes




Write the differences.



- 1 _____
- 2 _____
- 3 _____

- 4 *he's wearing a shirt*
- 5 _____
- 6 _____

Look at the pictures and write. Draw and write.



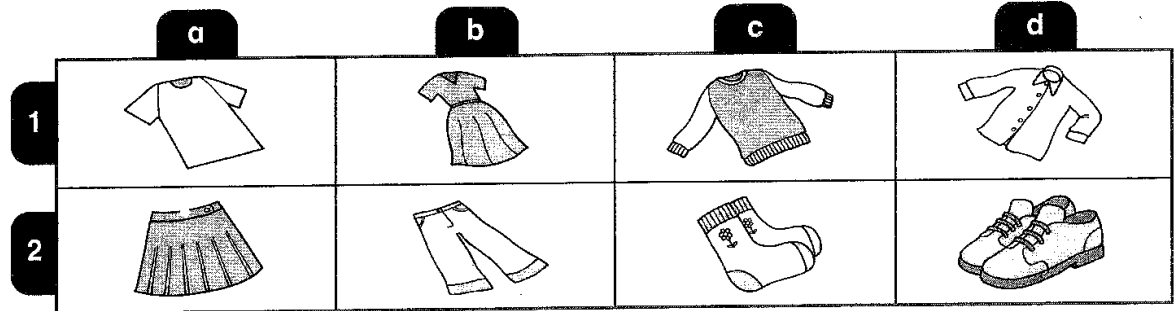
- 1 He's wearing trousers and a shirt.
- 2 She's wearing a dress.
- 3 He's wearing trousers and a jumper.
- 4 She's wearing a skirt and a T-shirt.
- 5 _____ e
- 6 _____ f

5

The robber's clothes

Find and write.



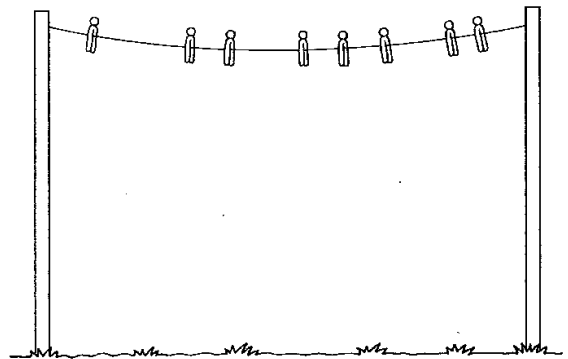

socks trousers a skirt shoes a T-shirt a jumper a shirt a dress



2b *trousers* _____
 1c _____
 2c _____
 2d _____

2a _____
 1b _____
 1d _____
 1a _____

Colour. Draw, colour and write.



UNIT 6: HAUNTED HOUSE

VOCABULARY

Bed	Cama
Dining room	Comedor
Chair	Silla
Bath	Bañera
Cupboard	Armario
TV	Televisión
Sofa	Sofá
Fridge	Frigorífico
Table	Mesa
Bedroom	Dormitorio
Bathroom	Baño
Kitchen	Cocina
Living room	Salón
In (In the cupboard)	Dentro
On (On the table)	Encima
Under (Under the chair)	Debajo
Computer	Ordenador
Radio	Radio
CD player	Reproductor de CD
ghost	Fantasma

What's that noise? = ¿Qué es ese ruido?

It's a (mouse) = Es un (ratón)

Where's the (chair) and the (bed)?= ¿Dónde está la silla y la cama?

In the (bedroom) = En el dormitorio.

It's over there = Está por allí.

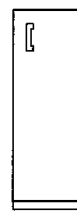
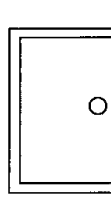
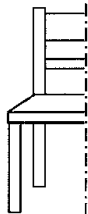

There's a (ghost) in the (house) = Hay un fantasma en la casa.

There isn't a (ghost) in the (house) = No hay un fantasma en la casa.

6

Haunted house

Draw and write.

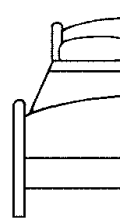
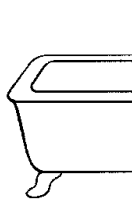
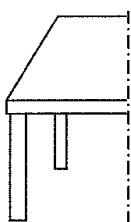
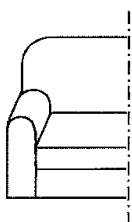


1 a TV

2 _____

3 _____

4 _____



5 _____

6 _____

7 _____

8 _____

a sofa ~~a TV~~ a fridge a table a cupboard a bath a chair a bed

Write and match.

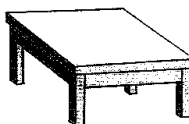
a i r c h

1 chair

a



b




g d e f i r

5 _____

v T

2 _____

c



d



d r o a p u c b

6 _____


o f a s

3 _____

e



f




t h a b

7 _____

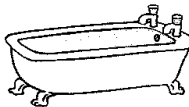
e d b

4 _____

g



h




b l a t e

8 _____


6

Haunted house

Circle true or false.



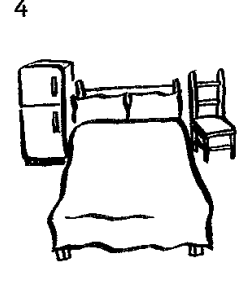
kitchen



bathroom



living room



bedroom

1 There's a bed in the kitchen.

true false

2 There's a sofa in the bathroom.

true false

3 There's a fridge in the living room.



true false

4 There's a fridge in the bedroom.

true false

Colour and write.

sofa = purple fridge = pink TV = orange cupboard = black

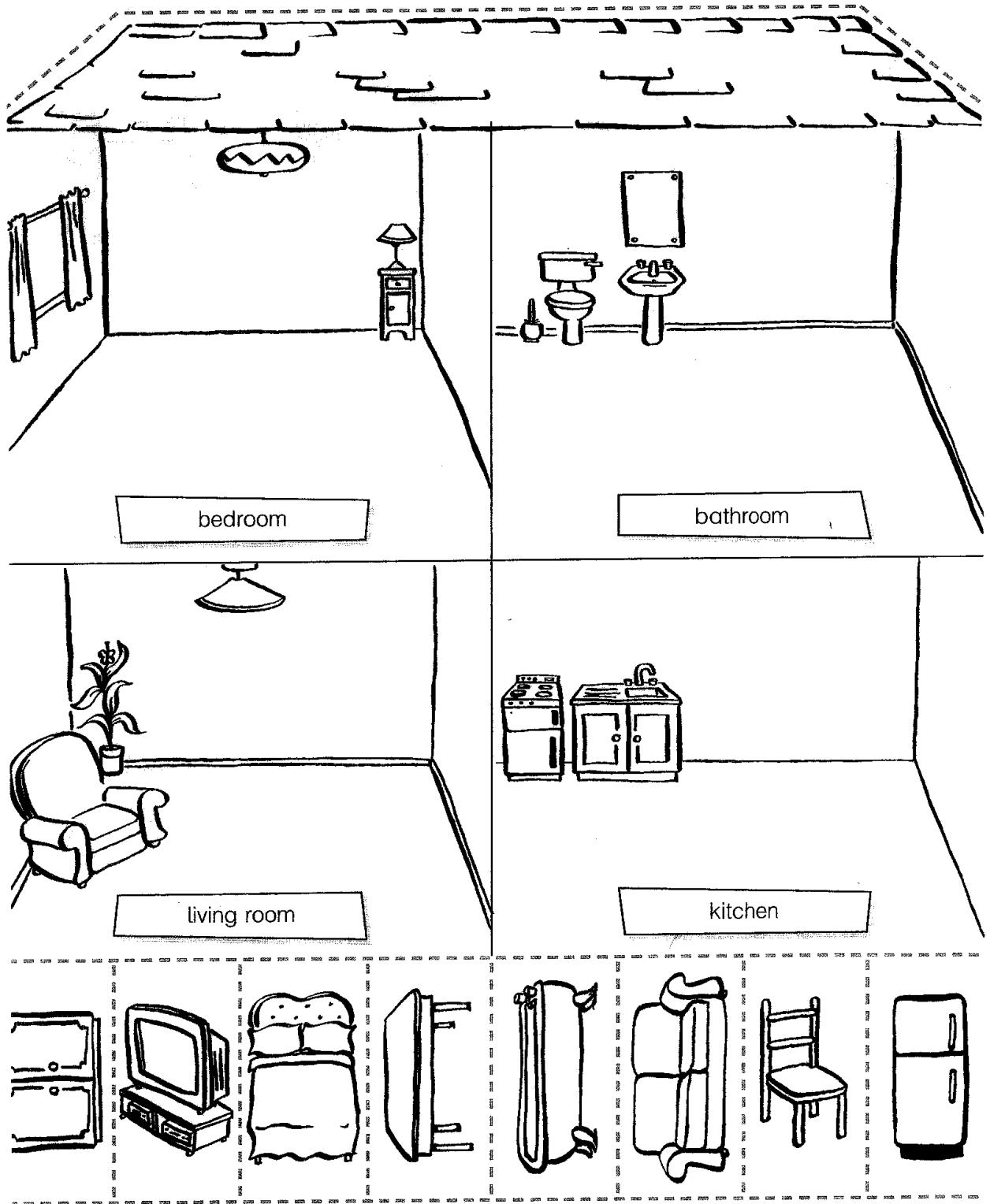




1 There's a _____ and a _____ in the living room.

2 There's a _____ and a _____ in the kitchen.

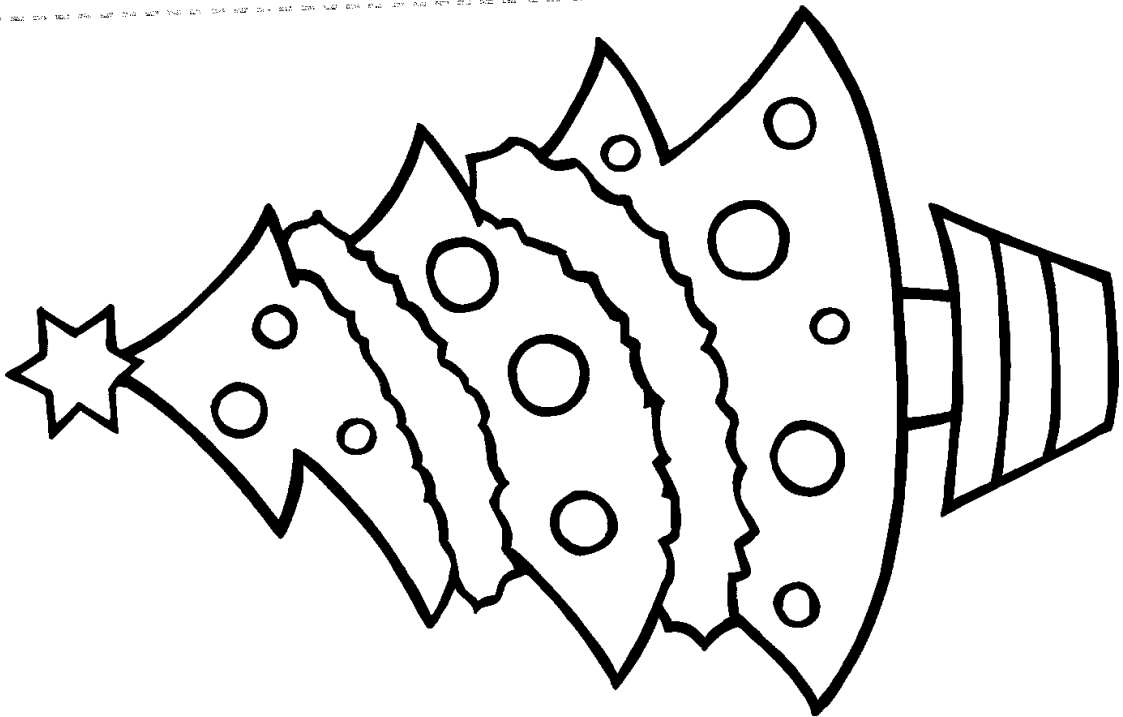

6


Haunted house




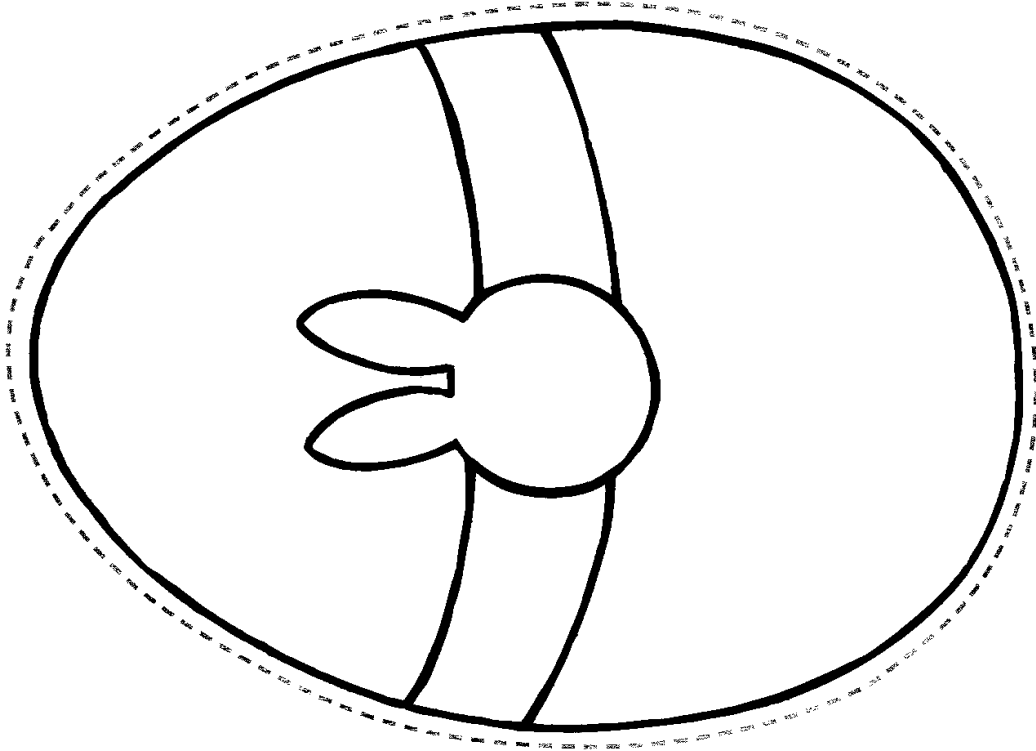


Make a Christmas card.





Make egg decorations.



GRAMMAR **REFERENCE**

TO BE OR NOT TO BE

El Verbo TO Be se traduce por “ser” o “estar”.

Yo soy	Yo no soy	¿Soy yo?
Tú eres	Tú no eres	¿Eres tú?
Él es	Él no es	¿Es él?
Ella es	Ella no es	¿Es ella?
(animal, cosa) es	(animal, cosa) no es	¿Es (animal, cosa)?
Nosotros/as somos	Nosotros/as no somos	¿Somos nosotros/as?
Vosotros/as sois	Vosotros/as no sois	¿Sois vosotros/as?
Ellos/as son	Ellos/as no son	¿Son ellos/as?

Yo estoy	Yo no estoy	¿Estoy yo?
Tú estás	Tú no estás	¿Estás tú?
Él está	Él no está	¿Está él?
Ella está	Ella no está	¿Está ella?
(animal,cosa) está	(animal,cosa) no está	¿Está “ello”?
Nosotros/as estamos	Nosotros/as no estamos	¿Estamos nosotros/as?
Vosotros/as estáis	Vosotros/as no estáis	¿Estáis vosotros/as?
Ellos/as están	Ellos/as no están	¿Están ellos/as?

TO BE OR NOT TO BE.- Oraciones afirmativas

1. Yo soy una chica.

.....

2. Tú eres un médico.

.....

3. Él es un chico.

.....

4. Ella es una profesora.

.....

5. (Ello) es un tigre.

.....

6. Nosotras somos chicas.

.....

7. Vosotros sois mis amigos.

.....

8. Ellas son altas.

.....

TO BE OR NOT TO BE.- Oraciones negativas

1. Yo no soy una chica.

.....

2. Tú no eres un médico.

.....

3. Él no es un chico.

.....

4. Ella no es una profesora.

.....

5. (Ello) no es un tigre.

.....

6. Nosotras no somos chicas.

.....

7. Vosotros no sois mis amigos.

.....

8. Ellas no son altas.

.....

TO BE OR NOT TO BE.- Oraciones interrogativas

1. ¿Soy yo alta?

.....

2. ¿Eres tú un chico?

.....

3. ¿Es él delgado?

.....

4. ¿Es tu hermana (=ella) guapa?

.....

5. ¿Es (ello) un libro?

.....

6. ¿Somos nosotras estudiantes?

.....

7. ¿Sois vosotros dentistas?

.....

8. ¿Son ellos profesores?

.....

TO BE OR NOT TO BE. Oraciones afirmativas

1. Yo estoy aquí.

.....

2. Tú estás cansado.

.....

3. Mi padre (=él) está en la cocina.

.....

4. Mi abuela (=ella) está en casa.

.....

5. El gato está en la cocina.

.....

6. Pedro y yo (=nosotros) estamos aquí.

.....

7. Vosotros estáis en el dormitorio.

.....

8. Carla, Mary y Peter (=ellos) están en el baño.

.....

TO BE OR NOT TO BE. Oraciones negativas

1. Yo no estoy aquí.

.....

2. Tú no estás cansado.

.....

3. Mi padre (=él) no está en la cocina.

.....

4. Mi abuela (=ella) no está en casa.

.....

5. El gato no está en la cocina.

.....

6. Pedro y yo (=nosotros) no estamos aquí.

.....

7. Vosotros no estáis en el dormitorio.

.....

8. Carla, Mary y Peter (=ellos) no están en el baño.

.....

TO BE OR NOT TO BE. Oraciones interrogativas

1. ¿Estoy yo aquí?

.....

2. ¿Estás tú cansada?

.....

3. ¿Está mi padre en la oficina?

.....

4. ¿Está mi madre en el colegio?

.....

5. ¿Está el gato en la cocina?

.....

6. ¿Estamos nosotros aquí?

.....

7. ¿Estáis vosotros en el dormitorio?

.....

8. ¿Están ellas en el baño?

.....

TO BE OR NOT TO BE: TRY THIS TEST!

1. Yo soy una chica.

.....

2. Ellas no son altas.

.....

3. Marina no es una profesora.

.....

4. ¿Es Pedro un estudiante?

.....

5. Tú estás cansada.

.....

6. Mi abuela no está en casa.

.....

7. ¿Estoy yo aquí?

.....

8. ¿Está mi padre en la oficina?

.....

TO BE OR NOT TO BE.- Final Revision

Yo = I

Tú = You

Él = He (nombre propio de chico; my brother; my father; my friend Pepe; etc.)

Ella = She (nombre propio de chica; my sister; my mother; my friend Mary, etc.)

Ello = It (para cosa y/o animal: the table, the dog, the cat, etc.)

Nosotros, Nosotras = We (dos o más de dos personas, incluido "I": My friend and I; my parents and I; Pepe, , Mary and I; etc.)

Vosotros , Vosotras = You (referido a dos o más personas, sin incluirte tú).

Ellos, Ellas = They (referido a dos o más personas o animales)

El Verbo TO BE se traduce por "ser" ó "estar", pero también se utiliza con la "edad" y, entonces, se traduce por "tener".

1. Yo tengo 8 años.

.....

2. Tú no tienes 6 años.

.....

3. Él tiene 10 años.

.....

4. ¿Tiene ella 2 años?

.....

5. Mi hermana tiene 6 años.

.....

6. El perro tiene 8 meses.

.....

7. Nosotros tenemos 9 años.

.....

8. Vosotras no tenéis 10 años.

.....

9. ¿Tienen ellos 5 años?

.....

10. Yo no soy una chica.

.....

11. Tú eres alto.

.....

12. Pedro no es bajo.

.....

13. Carmen es una profesora.

.....

14. ¿Es la mesa grande?

.....

15. Mis amigos y yo somos estudiantes.

.....

16. Vosotras no sois malas.

.....

17. ¿Son Carlos y Javier buenos?

.....

TO HAVE GOT .- “TENER, POSEER”

Afirmativo	En contracción	Negativo	Interrogativo
I have got	I've got	I haven't got	Have I got?
You have got	You've got	You haven't got	Have you got?
He has got	He's got	He hasn't got	Has he got?
She has got	She's got	She hasn't got	Has she got?
It has got	It's got	It hasn't got	Has it got?
We have got	We've got	We haven't got	Have we got?
You have got	You've got	You haven't got	Have you got?
They have got	They've got	They haven't got	Have they got?

- Recuerda: Con ‘tener años’ se utiliza el Verbo To Be, no metas la pata.

1. Yo tengo una manzana.

.....

2. Tú tienes un mono.

.....

3. Él tiene una jirafa.

.....

4. Ella tiene una rana.

.....

5. El perro tiene una casa.

.....

6. Nosotros tenemos tres pingüinos.

.....

7. Vosotras tenéis una pelota.

.....

8. Ellos tienen una profesora.

.....

9. Yo no tengo un hermano.

.....

10. Tú no tienes una hermana.

.....

11. Peter no tiene un hipopótamo.

.....

12. Mary no tiene una casa.

.....

13. El gato no tiene una cama.

.....

14. Nosotras no tenemos manzanas.

.....

15. Vosotras no tenéis un mono.

.....

16. Ellos no tienen cuatro ranas.

.....

17. ¿Tengo yo una hermana?

.....

18. ¿Tienes tú una abuela?

.....

19. ¿Tiene él un hermano?

.....

20. ¿Tiene ella un mono?

.....

21. ¿Tiene la rana cola?

.....

22. ¿Tenemos nosotros un colegio?

.....

23. ¿Tenéis vosotras una profesora?

.....

24. ¿Tienen ellos un loro?

.....

MODAL VERB: CAN / CAN'T

El verbo CAN es un verbo auxiliar muy especial porque tiene tres características que lo diferencian de los verbos normales:

1.- No lleva "TO" ni delante ni detrás, **no** puedes decir ~~To can~~ ni ~~Can to~~:

Can I use your phone? (NO: ~~Can I to use your phone?~~)

Mary can't swim. (NO: ~~Mary can't to swim.~~)

I can play the guitar. (NO: ~~I can to play the guitar.~~)

2.- La tercera persona del singular (he/she/it) **no lleva -s**:

Ann can play tennis. (NO: Ann ~~can~~)

3.- Hace las oraciones interrogativas y las negativas **sin auxiliar "do/does"**:

Can you help me? (NO: ~~Do you can ...?~~)

I can't help you. (NO: I ~~don't can~~)

EXERCISE 1: Circle the correct answer:

1. Can you **play / to play** the guitar?
2. John **can / cans** speak Korean.
3. **Do you can / Can you** pass me the salt?
4. How many instruments **does Mary can / can Mary** play?
5. If we have money, we **can to / can** go on holidays.

EXERCISE 2: Make questions and negatives:

1. Mike can swim very well.
 - a. (-)
 - b. (?).....
2. John can play football in the park.
 - a. (-)
 - b. (?).....
3. I can sing perfectly.
 - a. (-).....
 - b. (?).....

USOS

1. Sirve para expresar nuestras habilidades y destrezas en el presente. En español corresponde a los verbos “saber” y “poder”:
 - a. I **can** ride a bike, but I **can't** play the guitar. (Sé montar en bicicleta, pero no sé tocar la guitarra).
 - b. He **can** run 100 metres in 10 seconds. (Puede correr 100 metros en 10 segundos)

2. Lo usamos para solicitar y conceder permiso:
 - a. **Can** I have your book? (¿Puedo coger tu libro?)
 - b. Yes, you can. (Por supuesto)
 - c. No, you can't.

3. Se utiliza para describir situaciones generales, lo que se puede hacer o no en un lugar determinado.
 - a. In Spain, people **can** drive when they are 18. (En España, se puede conducir a los 18 años).

4. Para pedirle un favor a alguien, o que haga algo por nosotros:
 - a. **Can** you help me? (¿Puedes ayudarme?)

EXERCISE 3. Translate into English:

1. No se nadar.

2. Peter puede ganar la carrera.

3. ¿Puedes venir a nuestra fiesta?

4. ¿Sabe Mary jugar al tenis? – Sí.

5. ¿Puede Charles jugar al tenis el lunes? – No.

6. No puedo oírte bien.

7. ¿Puedes pasarme la sal?

8. No puedo ver la luna.

9. John puede sumar sin calculadora.
10. No puedo saltar.
11. Mis amigos saben tocar el violín.
12. Mi madre no sabe cocinar.
13. ¿Sabe tu abuelo contar chistes?
14. ¿Puede tu hermano jugar al fútbol mañana?
15. Susan no sabe cantar.
16. ¿Puedes darme un besito?
17. ¿Puedes hacerme la cama?
18. No se bailar.
19. Sus (de ella) hermanos no saben jugar al baloncesto.
20. No pueden tocar el techo.

**WRITING AND
SPEAKING
PROPERLY
2º DE PRIMARIA**

***Colegio San Pablo CEU
de Montepíncipe***

Modern Languages Department

WELCOME TO.....

1. Hello, I'm What's your name?
 - Hi, I'm
2. Good morning. How are you?
 - I'm fine, thanks. And you?
3. Good afternoon. How are you?
 - Fine thanks. And you?
4. Who's this?
 - It's
5. Goodbye!
 - Bye. See you tomorrow.

VOCABULARY

1. Welcome
2. Happy
3. Street
4. Listen
5. Sing
6. song
7. Play
8. Today
9. Game
10. Write
11. Read
12. Draw

NUMBERS

- one
- two
- three
- four
- five
- six
- seven
- eight
- nine
- ten

SAY THIS IN ENGLISH

1. Hola, me llamo Greg. ¿Cómo te llamas?

.....

2. Hola, Greg. Me llamo Polly.

.....

3. ¿Quién es éste/a? – Es Daisy.

.....

4. Hola, Alex. ¿Cómo estás? – Bien, gracias.

.....

5. ¡Adios Toby! Hasta mañana.

.....

AT SCHOOL

1. What's this? - It's a pencil.
2. What's this? – It's a pen.
3. What's this? – It's a rubber.
4. What's this? – It's a ruler.
5. What's this? – It's a book
6. What's this? – It's a pencil-case.
7. A: Can I borrow your rubber, please?
B: Yes. Here you are?
A: Thanks.
8. A: Can I borrow your pencil, please?
B: OK. Here you are!
A: Thank you.
9. Show me something red. – Here is something red.
10. Show me something blue. – Here is something blue.
11. Show me something green. – Here is something green.
12. What colour is the pencil-case? – It's blue.
13. What colour is the ruler? – It's yellow.
14. What colour is the pencil? – It's pink.
15. This is my friend, Tom.
16. This is my classroom. It's big.
17. This is my teacher. She is very nice.
18. This is my school-bag. It's blue and white.

COLOURS

Red – Blue – Green – Yellow – Black – Brown – Orange – Pink –
White – Purple

SAY THIS IN ENGLISH

1. ¡Mira! ¿Qué es esto? – Es un lápiz.

2. ¿Qué es esto? – Es una goma de borrar.

3. ¿Qué es esto? – Es un estuche.

4. ¿Qué es esto? – Es un libro.

5. ¿Me prestas tu pluma, por favor?

6. Toma (Aquí la tienes).

7. ¿Me prestas tu regla, por favor?

8. Sí. Toma.

9. Gracias.

10. Enséñame algo rojo.

11. Enséñame algo amarillo.

12. ¿De qué color es la goma? – Es azul.

13. ¿De qué color es el estuche? – Es rosa.

14. ¿De qué color es la pluma? – Es verde.

AT HAPPY HOUSE

1. What's this?
 - It's a car
2. What's this? Is it a robot?
 - No. Wait and see.
 - I don't know.
 - No, it isn't.
 - Yes, it is.
3. What's this? Is it a rocket?
 - Yes, it is.
4. What's this? Is it a doll?
 - No, it isn't. It's a dinosaur.
5. What's this? Is it a lorry?
 - Yes, it is.
6. I'm a red robot. Tell me what to do!
 - Stand up!
 - Hands up!
 - Hands down!
 - Turn around!
 - Touch your head!
 - Sit down!
7. This is my favourite toy. It's a black and white lorry. It's great!
8. What's your favourite toy?
9. My favourite toy is my computer game.
10. Be careful. It's dangerous.

SAY THIS IN ENGLISH

1. ¿Es un camión? – No, no lo es.

.....

2. ¿Es un dinosaurio? – Sí, si lo es.

.....

3. ¿Es un robot? – No, no lo es.

.....

4. ¿Qué es? – No lo se.

.....

5. ¿Qué es? – Espera y verás.

.....

6. ¿Es un lápiz marrón? – No, es un lápiz verde.

.....

7. ¿Es un libro amarillo? – No, es un libro morado.

.....

8. Este es mi coche rojo.

.....

9. Este es mi gato blanco.

.....

10. Este es mi juguete favorito. Es un dinosaurio naranja y rojo.

.....

11. ¡Ponte de pie!

.....

12. ¡Siéntate!

.....

13. ¡Tócate la cabeza!

.....

14. ¡Manos arriba!

.....

ALL ABOUT ME!

1. How old are you?

- I'm.....

2. How are you?

- Fine, thanks. And you?

3. Where do you live?

- I live in

4. What do you want to be when you grow up?

* When I grow up I want to be

- a doctor
- an astronaut
- a singer
- a teacher
- a racing driver
- a dancer
- a vet
- a nurse
- a footballer
- famous
- rich
- a film star

5. What about you?

6. Have you got?

- any pets?
- a dog?
- a cat?
- any brothers or sisters?

AT THE SHOP

1. Do you want
 - an apple?
 - an ice-cream?
 - an orange?
 - a cake?
 - a pear?
 - a banana?
2. Can I have.....
 - ten mushrooms?
 - five olives?
 - a pizza?
3. Sorry? How many?
4. Do you like.....
 - mushrooms?
 - peppers?
 - pasta?
 - orange juice?
5. My favourite food is hamburger and chips.
6. I don't like chocolate cake.
7. I like cereal and milk for breakfast.
8. I don't like vegetables for dinner.
9. I like pasta and fruit for lunch.
10. I like pizzas but I don't like ice-cream.

SAY THIS IN ENGLISH

1. ¿Quieres chocolate? – No, gracias. No me gusta el chocolate.

.....

2. ¿Quieres galletas? – No, gracias. No me gustan las galletas.

.....

3. ¿Quieres una manzana? – Sí, gracias. Me encantan las manzanas.

.....

4. No me gustan las galletas, pero me gustan las peras.

.....

5. ¿Te gustan los champiñones?

.....

6. No me gustan los pimientos, pero me gusta el zumo de naranja.

.....

7. Quiero siete plátanos. - ¿Cuántos?

.....

8. Me gusta la leche y las galletas para desayunar.

.....

9. Me gusta la pasta y las naranjas para comer.

.....

10. Me gusta la verdura y el pescado para cenar.

.....

AT THE PARK

1. Have you got.....

- a ball?
- a kite?
- a plane?
- a boat?
- a bike?
- a skateboard?
- a torch
- a tennis racket?
- a bike?

2. Yes, I have.

3. No, I haven't.

4. Let's play.....

- football!
- tennis!
- basketball!

5. Have you got a.....

- big red kite?
- big blue ball?
- small brown boat?

6. Can I play?

7. Let's go to the park!

8. Let's have a race!

SAY THIS IN ENGLISH

1. ¿Tienes una raqueta de tenis? – No, no tengo.

.....

2. ¿Tienes una pelota? – Sí, si tengo.

.....

3. Mira, tengo patines. – Yo también.

.....

4. No tengo una bici.

.....

5. Tengo un barco grande.

.....

6. ¿Tienes una manzana? – Sí.

.....

7. ¿Tienes un coche rojo? – Sí.

.....

8. Tengo un perro grande negro.

.....

9. Tengo una cometa, un yo-yo y una cuerda de saltar.

.....

10. No tengo un barco naranja.

.....

11. ¿Tienes una bici rosa? – No.

.....

MY HOUSE

1. Where's my dog?

- He isn't
 - in my bedroom.
 - In the wardrobe.
 - under the cupboard.
 - on the bookcase.
 - in the kitchen.
 - in the washing machine.
 - on the bed.
 - in the sitting room.
 - in the bathroom.

2. Where is the skateboard?

- Is it in the cupboard? – No, it isn't. Try again!
- Is it under the bed? – Yes. That's right.

3. In my bedroom.....

- there is a computer on the table.
- there is a guitar under the bed.
- there's a toy box in the cupboard.
- there are two chairs.
- there are two beds.

4. Where's the cake? – It's on the table, in the kitchen.

5. Where's the hamster? – It's under the bookcase, in the sitting room.

6. Where's the boat? – It's in the cupboard, in the bathroom.

7. Where's the book? – It's on the desk, in the bedroom.

8. Where's the robot? – It's under the table, in the sitting room.

9. Where's the kite? – It's on the chair, in the kitchen.

SAY THIS IN ENGLISH

1. ¿Dónde está la muñeca roja? – Está en la cama.
.....
2. ¿Dónde está la pera? – Está encima de la mesa.
.....
3. ¿Dónde está el barco rosa? – Está en el armario.
.....
4. ¿Dónde está el avión grande? – Está debajo de la mesa.
.....
5. ¿Dónde está el monopatín? – Está encima de la silla, en la
cocina.
.....
6. En mi habitación hay una cama, una silla y un armario.
.....
7. ¿Dónde está el perro? – Está en el cuarto de baño.
.....
8. ¿Dónde está tu hermano? – Está en el dormitorio.
.....
9. ¿Dónde está mi estuche? – Está debajo de la mesa, en la
cocina.
.....
10. ¿Dónde está el reloj despertador? – Está debajo de la silla.
.....

IN THE STREET. PEOPLE'S DESCRIPTIONS

1. Where's my friend, Pam? She's got long brown hair.

2. He's a boy. He's tall and he's got brown hair.

3. My best friend has got

- blue eyes.
- brown eyes.
- green eyes.
- black eyes.

4. My best friend is

- tall.
- short.
- fat.
- thin.
- old.
- young.

5. My best friend has got.....

- short hair.
- short blond hair
- short brown hair.
- short black hair.
- long hair.
- long blond hair.
- long brown hair.
- long black hair.

SAY THIS IN ENGLISH

1. El tiene el cabello corto.

.....

2. Mi hermana tiene el cabello rubio.

.....

3. Mi padre tienen el pelo corto y castaño.

.....

4. Me gusta el pelo largo y rubio.

.....

5. Tengo el cabello negro y corto. Tengo ojos marrones.

.....

6. Mi amiga Samira tiene el pelo largo y negro y ojos oscuros.

.....

7. Mi madre tiene el pelo rubio y corto y ojos azules.

.....

8. Ella es mayor y gordita.

.....

9. El es joven y delgado.

.....

10. Mi abuelo es mayor y alto.

.....

11. Ella es bajita y joven.

.....

12. Mi mejor amigo se llama Pepe.

.....

13. No seas tonto.

.....

14. El bebé es gordito y pequeño.

.....

IN THE PLAYGROUND

1. I'm muddy!
2. There's mud on
 - my T-shirt.
 - my socks
 - my shoes.
 - my trousers.
 - my jumper.
 - my skirt.
3. I don't like this jumper because it's too big.
4. I don't like this T-shirt because it's too small.
5. I don't like this dress because it's too long.
6. Whose jumper is this? – It's mine.
7. Whose ball is this? – It's Jack's.
8. Whose T-shirt is this? – It's Mary's.
9. Whose socks are these? – They're Peter's.
10. Whose shoes are these? – They're Carla's.
11. It's my birthday party. I'm wearing.....
 - red trousers and a white shirt. I've got a sword.
 - a long dress and I've got a necklace.
 - a black T-shirt and black tights.
12. Whose T-shirt is on the chair? – It's Polly's.
13. What colour is Jack's jumper? – It's yellow.
14. What's on Jack's bed? – A hat.
15. What colour is the book under the table? – It's red.

SAY THIS IN ENGLISH

1. Llevo puesta una camiseta naranja.

.....

2. Mi camisa es demasiado corta.

.....

3. ¿De quién es esta pelota? – Es de Peter.

.....

4. ¿De quién es este coche? – Es de Brian.

.....

5. ¿De quién es esta cama? – Es de Paloma.

.....

6. ¿De quién es este libro azul? – Es de Marina.

.....

7. ¿De quién es esta raqueta? – Es de la profesora.

.....

8. ¿De qué color es el jersey de Carlos? – Es azul.

.....

9. ¿De qué color es la mochila de Fran? – Es roja.

.....

10. ¿De qué color es el libro que está debajo de la mesa?

.....

11. No me gusta esta falda porque es demasiado corta.

.....

12. Me encanta mi fiesta de cumpleaños.

.....

AT THE SPORTS CENTRE

1. Can you

- swim?
- listen?
- hear?
- dive?
- see?
- play tennis?
- play football?
- ski?
- put your right arm up?
- count to 20?
- write your name?

2. Yes, I can.

3. No, I can't.

4. I can touch my toes.

5. I can't touch my head with my foot.

6. I can't stand on my left leg.

7. I can't rub my tummy and pat my head.

8. Keep Fit!

- Arms up!
- Arms down!
- Jump to the right!
- Jump to the left!
- Kick to the right!
- Kick to the left!
- Hands on hips!
- Bend to the right!

- Bend to the left!
- And ... rest!

REVISION CARDINAL NUMBERS

eleven – twelve – thirteen – fourteen – fifteen – sixteen – seventeen
– eighteen – nineteen – twenty – thirty – forty – fifty – sixty – seventy
– eighty – ninety- one hundred – two hundred – three hundred

Remember: twenty-one, twenty-two,thirty-four, thirty-nine.....

Remember: one hundred and one – one hundred and two -

REVISION DAYS OF THE WEEK

Sunday , Monday , Tuesday, Wednesday, Thursday, Friday,
Saturday

REVISION SUBJECT PRONOUNS

Singular: I, you, he, she , it

Plural: we, you, they

**READING -
COMPREHENSION**

**YES!!! I CAN READ AND
UNDERSTAND
PERFECTLY!!!**

Leaves



The wind was blowing.
Leaves fell from the trees.
Many leaves were red,
orange, and yellow.
Ty found a red leaf.
What season was it?

◆ Underline the correct answers.



1. What is another good name for the story?

Winter The Red Leaf

2. Which picture shows the weather that day?



3. What did Ty find?



4. What season was it?

spring summer fall



The Alien

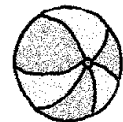



Hal did not like being an alien.
He wanted to be a kid.
He left his planet.
He went to Earth.

Hal saw a doll.
He thought it was a kid.
The doll did not talk.
It was not fun, so Hal
went back home.

Underline the correct answers.


- 1. What is the story about?
a doll an alien
- 2. What is an **alien**?
someone from another planet
a kid who wants to be a doll
- 3. What did Hal want to be?
a doll a kid
- 4. Which one is Hal?



Scary Sunday

When Zach woke up,
no one was home.
Where was his family?
Zach heard a barking sound.
What was it?

Zach found his family
in the backyard.
"Happy Birthday!" they said.
They were playing with
Zach's new puppy.



◆ Underline the correct answers.

1. What is the best name for the story?

Zach's Surprise

The Family Car

2. What did Zach hear?

a laugh

a sound

◆ Draw a line to the end of each sentence.

3. When Zach woke up,

no one was home.

4. "Happy Birthday!"

with Zach's new puppy.

5. They were playing

they said.




A Rhyme



There was an old woman
who lived in a boot.
She fed all her children
crackers and fruit.



When nighttime would come,
she'd say, "Off to bed! Scoot!"
And she'd play them to sleep
with a song from her flute.



◆ Underline the correct answers.

1. What is the poem about?
boots an ant family
2. What does **scoot** mean?
go quickly go slowly
3. What does the woman make with her flute?
boots music

◆ Circle each picture word that rhymes with scoot.



Working Dogs

In Alaska, dogs pull sleds over the snow. Dogsleds are better than cars in deep snow.

Dogs also help people who cannot see. The dogs lead the way and help the owners know where to go.

Have you seen a working dog?

➔ **Underline the correct answers.**

1. What is the story about?

pet dogs working dogs

2. What work do some dogs do?

drive cars pull sleds

3. What other work do some dogs do?

help people who cannot see help people sleep

4. Do dogs pull sleds?


yes no

5. Do dogs drive cars?

yes no

6. Do dogs help people?

yes no




The Dance



It would be the best dance!
Every dinosaur was coming,
Deeny wanted to be cool,
He got out his cool dino shoes.

Uh-oh! One shoe had a hole.
Deeny filled the hole with gum.
When the music began,
Deeny stuck to the floor!
He took off his shoes.
He was cool anyway.



Underline the correct answers.

1. What is another good name for the story?

Real Dinosaurs Deeny's Dino Shoes




2. What did Deeny put in his shoe?

gum a hole

3. What happened then?

Deeny stuck to the floor. Deeny fell down.

4. Which one is Deeny?




Silly Man!

I know a silly man
 who walks on his hands.
 He has a silly car,
 but it doesn't go too far.
 In his silly town,
 shops are upside down.
 Tell me, if you can,
 when you see this silly man.





◆ Underline the correct answers.


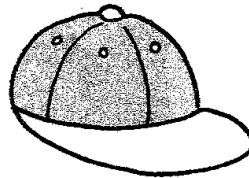
1. Which one is the silly man?



2. Which car is his?



3. Which hat is his?



4. Which pet is his?

